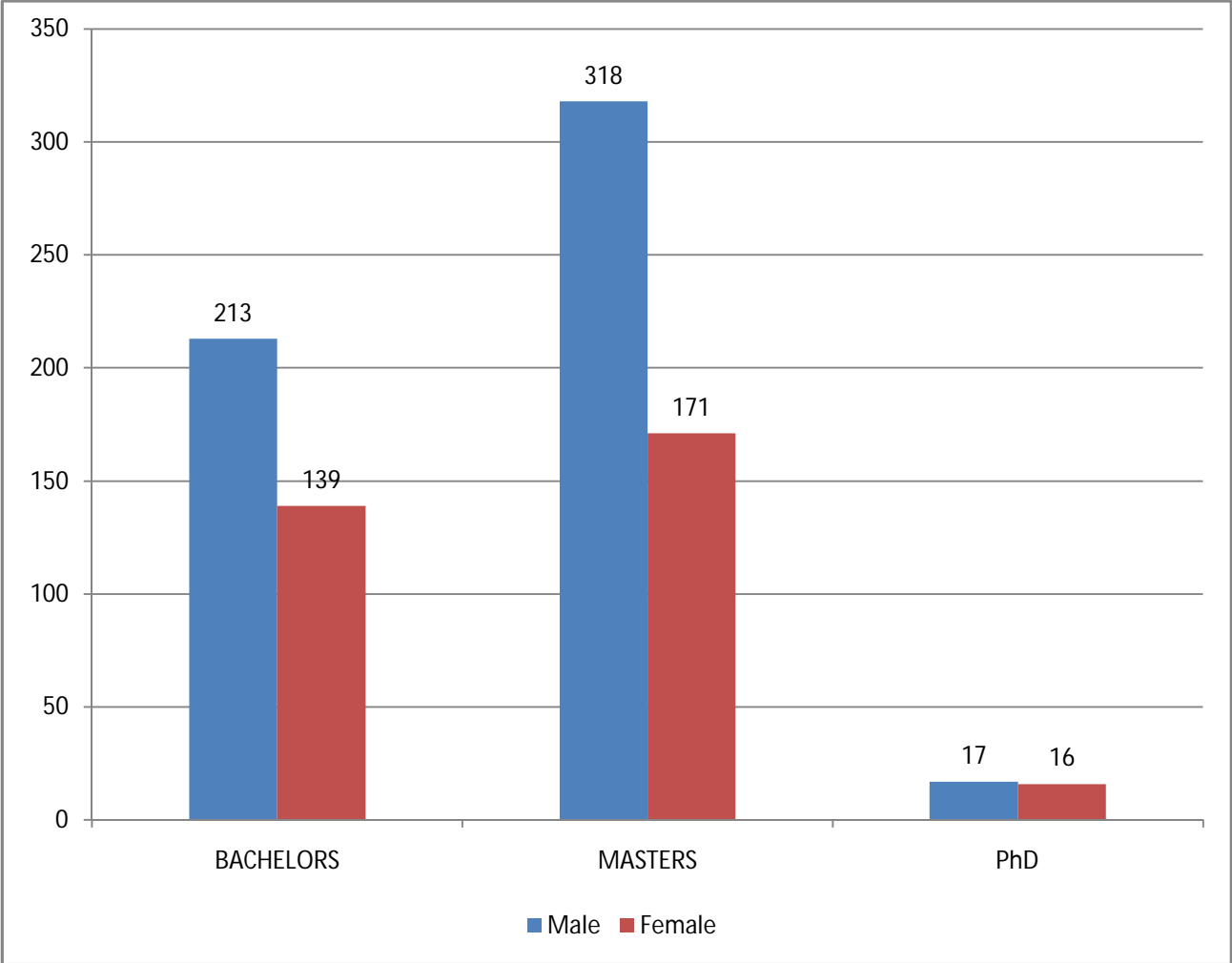
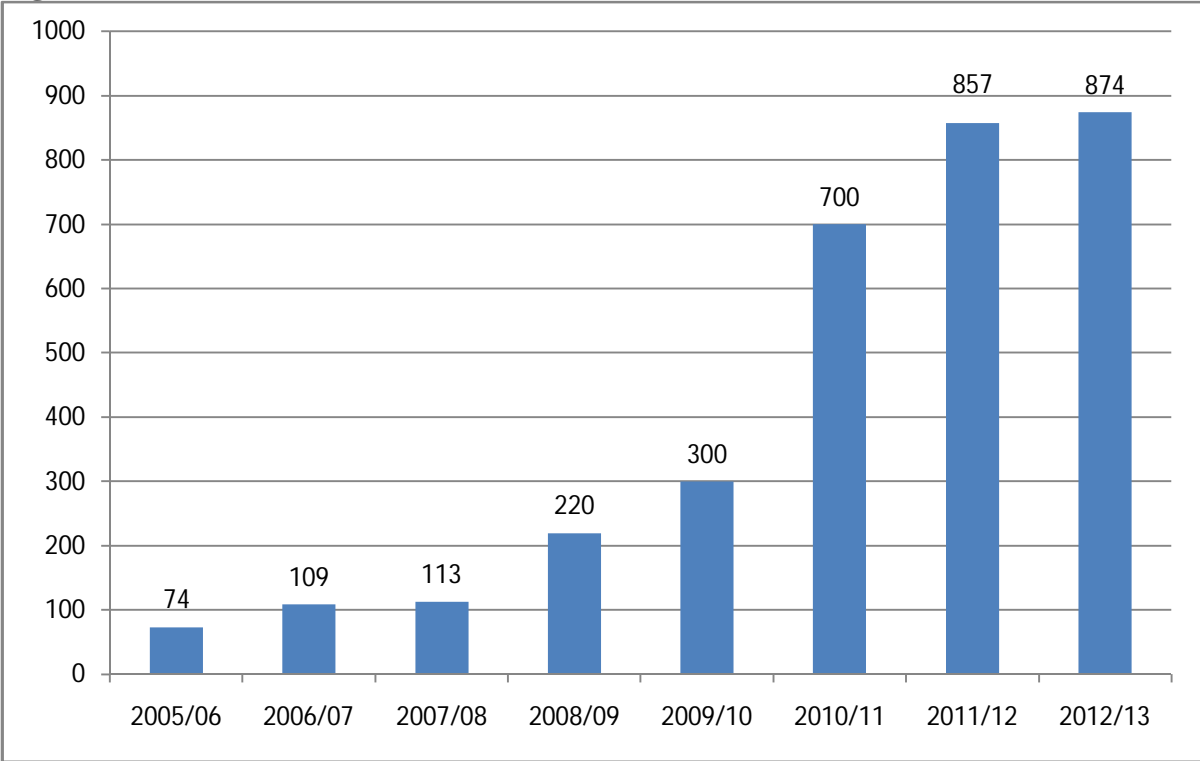


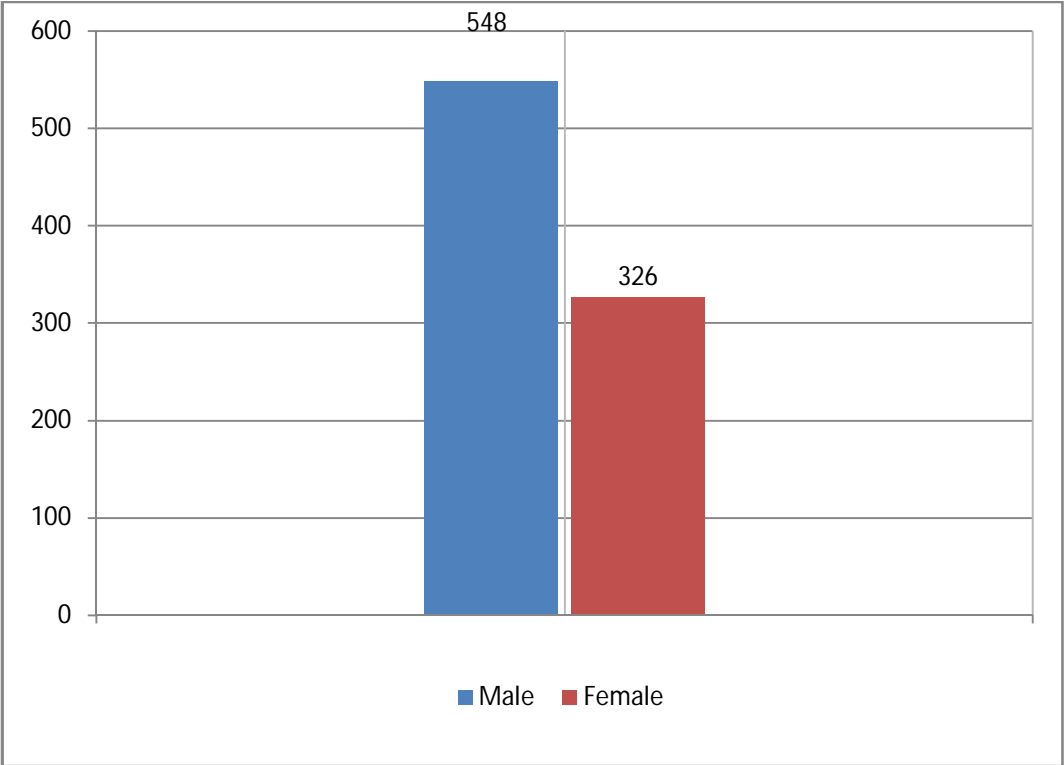
**Figure 2: NUMBER OF FOREIGN STUDENTS BY DEGREE LEVEL**



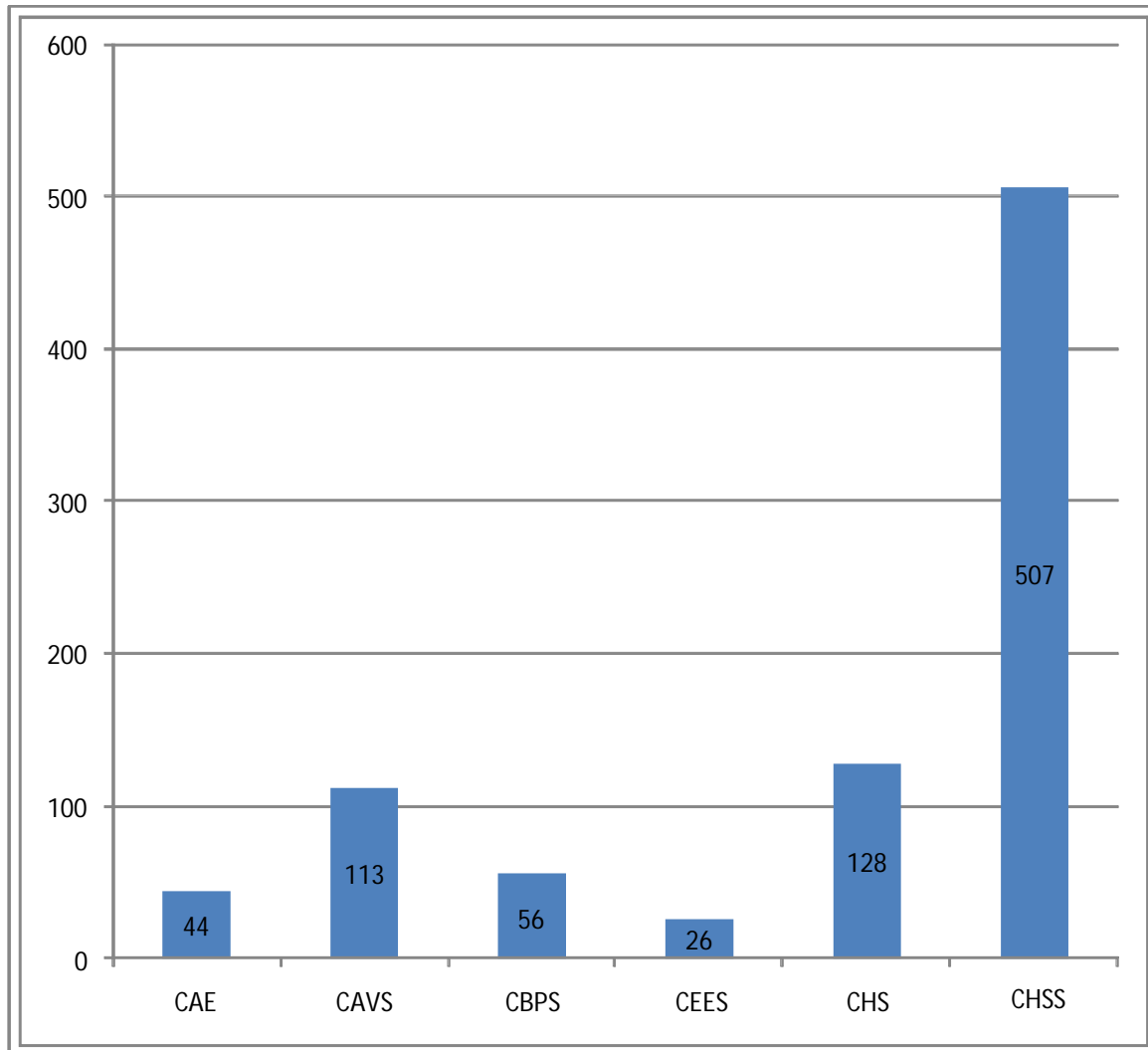
**Figure 3: NUMBER OF INTERNATIONAL STUDENTS AT THE UNIVERSITY OF NAIROBI**



**Figure 4: INTERNATIONAL STUDENTS BY GENDER**



**Figure 5. INTERNATIONAL STUDENTS PER COLLEGE**



**International students by Country**

University of Nairobi international students come from different countries across the world with most of them coming from African countries. The table below shows distribution of international students by country;

## NUMBER OF INTERNATIONAL STUDENTS IN THE SIX COLLEGES BY COUNTRIES

Country	Number of International students in the Six Colleges						
	CAVS	CAE	CBPS	CEES	CHS	CHSS	
Afghanistan						1	
Belize					1		
Botswana	2	3	3		6	8	
Britain					1		
Burundi	1				5	9	
Cameroon		1			2	1	
China		1				8	
Congo DRC	5	5	4		1	3	
Egypt						6	
Eritrea	4		3	3		15	
Ethiopia	5	5	4	2	7	12	
Ghana	5	1	5	3	1	39	
India	2	1	2		6	3	
Iraq			1		1		
Japan			2			5	
Korea North						1	
Liberia		2	1		2	1	
Malawi	12	6	1		14	4	
Mozambique			1		1	2	
Namibia	5		3		8	10	
Nigeria	3	1	2		2	12	
Rwanda	27		4	3	15	27	
Somalia	18	1	7		10	45	
South Africa	13		1		1	2	
South Sudan	6	2	4	5	2	140	
Tanzania	4	5	3	1	23	77	
Turkey			5	5			
Uganda	1	9		4	8	37	
USA		1			2	34	
Zambia			1		7	4	
<b>Total per College</b>	<b>113</b>	<b>44</b>	<b>56</b>	<b>26</b>	<b>128</b>	<b>507</b>	
<b>Grand Total</b>							<b>874</b>

